

2019

SMART HOME Compatibility Guide (EMEA)

 TaHoma®



 CONNEXOON®





*This document is not an exhaustive list of all the products compatible with our Smart Home solutions.
Its purpose is to give an overview of the possibilities and key benefits in a simple and summarized way.
Consequently, it does not include: all the products of the shown categories
and motor equipment (following categories not represented in this guide:
Window protection, Window openers, Access, Outdoor solar protection)*

TABLE OF CONTENTS

Offer presentation..... Page 04

Open Services Page 06

Home Protect & Home Access..... Page 10

Home Ambiance Page 28

Home Climate..... Page 42



ONE APP TO CONTROL YOUR HOME

One of the most complete Smart Home experience:
compatible with Somfy products and major brands of home equipment.



PARTNERS



OPEN SERVICES



PROTOCOLS



* requires additional dongles



ONE APP FOR EACH SOMFY ENVIRONMENT

Three apps to connect your Somfy equipment:
ACCESS - TERRACE - WINDOW



CONNEXOON io



CONNEXOON RTS



OPEN SERVICES



Available with TaHoma box and TaHoma DIN Rail



Open Services

New ways to interact
with your home

Google Assistant **NEW**

“Ok Google!”

Control your home equipment by voice
(individual equipment and TaHoma scenarios*).

* A large selection of equipment is available, but Google Assistant does not allow devices giving access to your home (garage doors, gates, windows, alarm, door locks, cameras)”



All devices integrating Google Assistant are compatible with TaHoma

Google assistant is currently available in 9 languages in EMEA. To check if Google Assistant is available in your country, please refer to the app store.

Amazon Alexa

Just ask “Alexa!”

Control your home equipment by voice asking Alexa
(=TaHoma scenarios*).

* Alexa does not allow scenarios giving access to your home (garage doors, alarm systems, doorlocks, cameras,...).



All devices integrating Amazon Alexa voice assistant are compatible with TaHoma.

To check if Amazon Alexa is available in your country, please refer to Amazon website.

IFTTT

Launch your scenarios automatically from other products and services.

You can, for example, configurate automatisms to launch a scenario in case of rain (weather station service detects rain on your area) or in case of CO² detection (via your Netatmo weather station) or even in case of request to your Google Home (Google Assistant service).



IFTTT Application

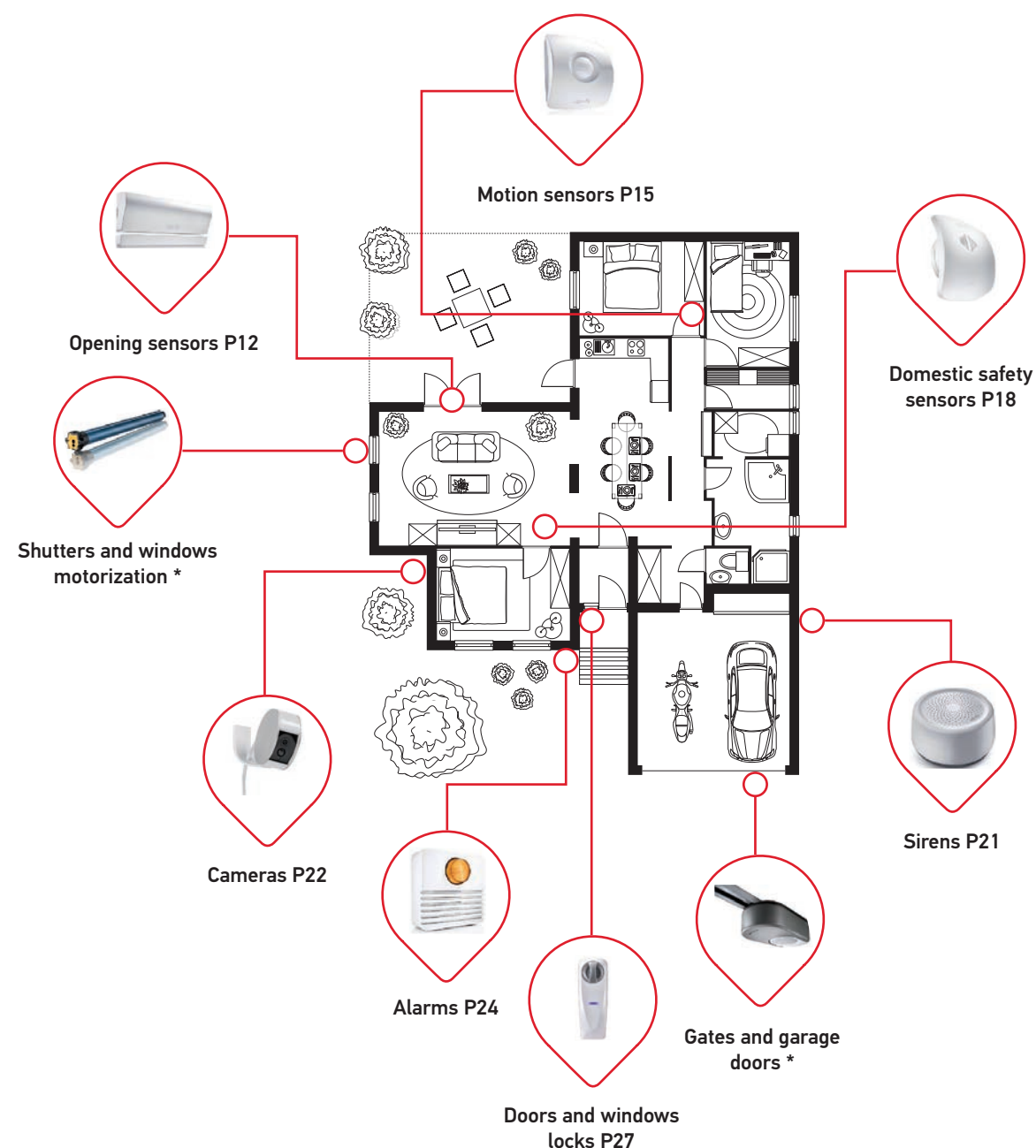
All products and services partnering with IFTTT are prone to be compatible with TaHoma via IFTTT (for scenarios launching only).

To check the brands compatible with IFTTT, please refer to IFTTT application or website.





Home Protect & Home Access



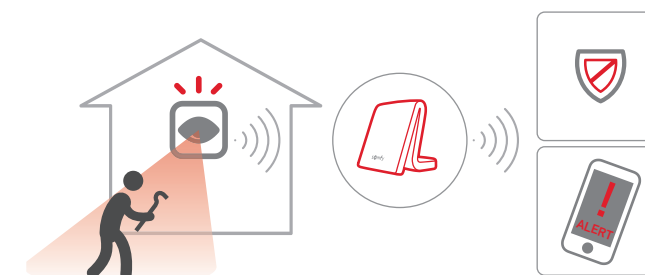
* Somfy & Velux compatibilities not presented in this guide

Why?

01

Protect your home from intrusion


Secure your home with security sensors, sirens, and active protection with roller shutters.



02

Monitor your home wherever you are

With Somfy cameras, you can check your home in real time.



03

Manage the « in and out's » of your home

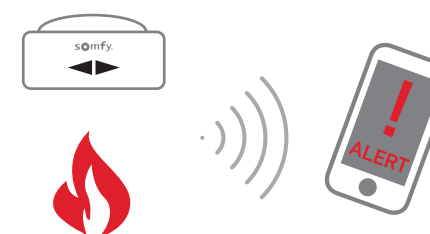
Leave home in one click on your smartphone to activate TaHoma security functions and compatible cameras and alarms, as well as lock your front door.



04

Be alerted in case of smoke detection

Keep calm, TaHoma keeps an eye on your Home. In case of smoke detection, you will be alerted even remotely, and you can act to secure your home and family.





somfy®

Opening sensors

The Opening sensors secure your home when you are away. They detect whether your door or your windows are opened or closed.

TaHoma®
COMPATIBLE

CONNEXOON
WINDOW



io Opening and Shock Sensor

Pro Ref : 1 811 482 / SC Ref : 2 401 362

Dimensions : 97 * 47 * 23 mm

Battery : 1 CR123 Lithium (included)

Warranty : 2 years

TaHoma®
COMPATIBLE



RTD Opening Detector

Pro Ref : 1 875 056 / SC Ref 2 400 928

Dimensions : 95 * 33 * 17 mm

Battery : 1 CR2450 Lithium (included)

Warranty : 5 years



In case of intrusion, I receive an alert on my smartphone, the siren rings and TaHoma launches the active protection of my house (closing roller shutters and turning the light on).



I can check if my window is closed at any moment, and I decide to close my roller shutter to protect my home.



Indoor motion sensors

Motion sensors secure your home when you are away.
Located on the access points, they report any presence.



io Indoor Movement Sensor

Pro Ref : 1 811 481/ SC Ref : 2 401 361

Dimensions : 120 x 146 x 48 mm

Warranty : 2 years



RTD Indoor Movement Detector

Pro Ref : 1 875 003/ SC Ref 2 400 439

Dimensions : 74 * 53 * 53 mm

Battery : 2 x LR6 (included)

Warranty : 5 years



RTD Indoor Movement Detector for Small Pets

Pro Ref : 1 875 060 / SC Ref 2 400 989

Dimensions : 115 x 61 x 50 mm

Battery : 1 CR123 A Alkaline

Warranty : 5 Years

For Big Pets : 1 875 004 / SC Ref 2 400 440



Outdoor motion sensors

Motion sensors secure your home when you are away.
Positioned outside the access points, they report any presence.



RTD Bi-technology Outdoor Motion sensor

Pro Ref : 1 875 128 / SC Ref : 2 401 054

Dimensions : 180 * 100 * 70 mm

Battery : 3 LR03 (included)

Warranty : 5 years



RTD Outdoor Wall Motion Sensor

Pro Ref : 1 875 108

Dimensions : 270 * 160 * 74 mm

Battery : 3 LR03 (included)

Warranty : 5 years



My home is well protected. I can choose to associate outdoor lights and roller shutters to my exterior movement detector, to dissuade and prevent anyone from breaking in.



somfy®

Domestic safety sensors

The smoke and water sensors trigger a local audible alarm to warn the inhabitants in case of smoke or water leakage. Connected to TaHoma, they also send alerts on your smartphone.



io Smoke Sensor
 Pro Ref : 1 811 483 /
 SC Ref : 2 401 323
 Dimensions : 120 x 146 x 48 mm
 Integrated Siren : 85 DB
 Warranty : 2 years



RTD Smoke Sensor
 PPro Ref : 1 875 062 /
 SC Ref : 2 400 443
 Dimensions : 120 x 55 mm
 Integrated Siren : 85 DB
 Warranty : 5 years



RTD Water Leakage Sensor
 Pro Ref : 2 400 509
 Dimensions : 93 x 32 x 22 mm
 Battery : 2 x LR03 (included)
 Warranty : 2 years



In case of smoke, the alarm beeps, I receive an alert on my smartphone and I can even check my home with my Somfy camera.

somfy®

Sirens

In case of intrusion attempt or break-in, set up TaHoma to activate the siren.

CONNEXOON
WINDOW

TaHoma®
COMPATIBLE



io Indoor Siren

Pro Ref : 1 811 561 / SC Ref : 2 401 453

Dimensions : 50 * 100 * 100

Battery : 4AA (included)

Warranty : 2 years

Speaker : 65 - 95 DB

TaHoma®
COMPATIBLE



RTD Indoor Siren

Pro & SC Ref : 2 400 934

Battery : 4 x LR20 (included)

Warranty : 5 years

Speaker : 110 DB

TaHoma®
COMPATIBLE



RTD Outdoor Siren

Pro Ref : 1 875 068

Dimensions : 200 * 200 * 90

Warranty : 5 years



Connected cameras

With TaHoma, I can check my home at any moment to make sure my children are back from school.



Somfy Indoor Camera
Pro & SC ref : 2 401 507
Angle view : 130°
Through Cloud



Somfy Outdoor Camera
Pro & SC ref : 2 401 560
Angle view : 130°
Through Cloud



Visidom OC 100
Pro & SC ref : 2 401 188
Angle view : H 63° / V 38°
Local Storage :
Micro SD card 8 GB included
(max 32 GB)



Visidom ICM 100
Pro & SC Ref : 2 401 189
Angle view : H 75° / V 45°
Angle Drive : H270° / V90°
Local Storage : Micro SD card
8 GB included (max 32 GB)



Alarm Systems

With TaHoma, I can arm my alarm at night or on holidays and disarm it when I am back home. I can have the other equipments of my home automatically activated in case of an intrusion.



One / One+
SC Ref : 2 401 492 / 2 401 493
Dimensions : 90 x 110 mm
Warranty : 2 years

For the One+ version, a backup battery (6h autonomy) and accessories are included.



Home Alarm
SC Ref : 2 401 497
Dimensions : 175 x 45 mm
Warranty : 2 years



Home Keeper
Pro Ref :
1 875 168 - 1 875 169
1 875 171 - 1 875 164
1 875 165



Protexiom
SC Ref :
2401427 - 2401426
Warranty : 5 years

somfy® and Partners

Door and window locks

Lock controllers allow you to open and close your door remotely and to manage the access of your entrance door.

Close and leave home in one click with TaHoma : lock your front door and windows, close the rolling shutters and activate the alarm.



Connected Door lock

SC Ref : 2 401 398

Pro Ref : 1 811 675

Dimensions : 173 x 60 x 38

Warranty : 2 years

For remotely control requires
Wifi and the connected door
lock gateway



io Lock Controller

Pro & SC Ref : 1 841 211

Dimensions : 81 * 81 * 45 mm

Warranty : 2 years

Works in io with GU and KFV
compatible motorized locks



Enocean Hoppe Handle

Pro & SC Ref : 1 811 309

Dimensions : 32 * 42 * 7 mm

Warranty : 2 years

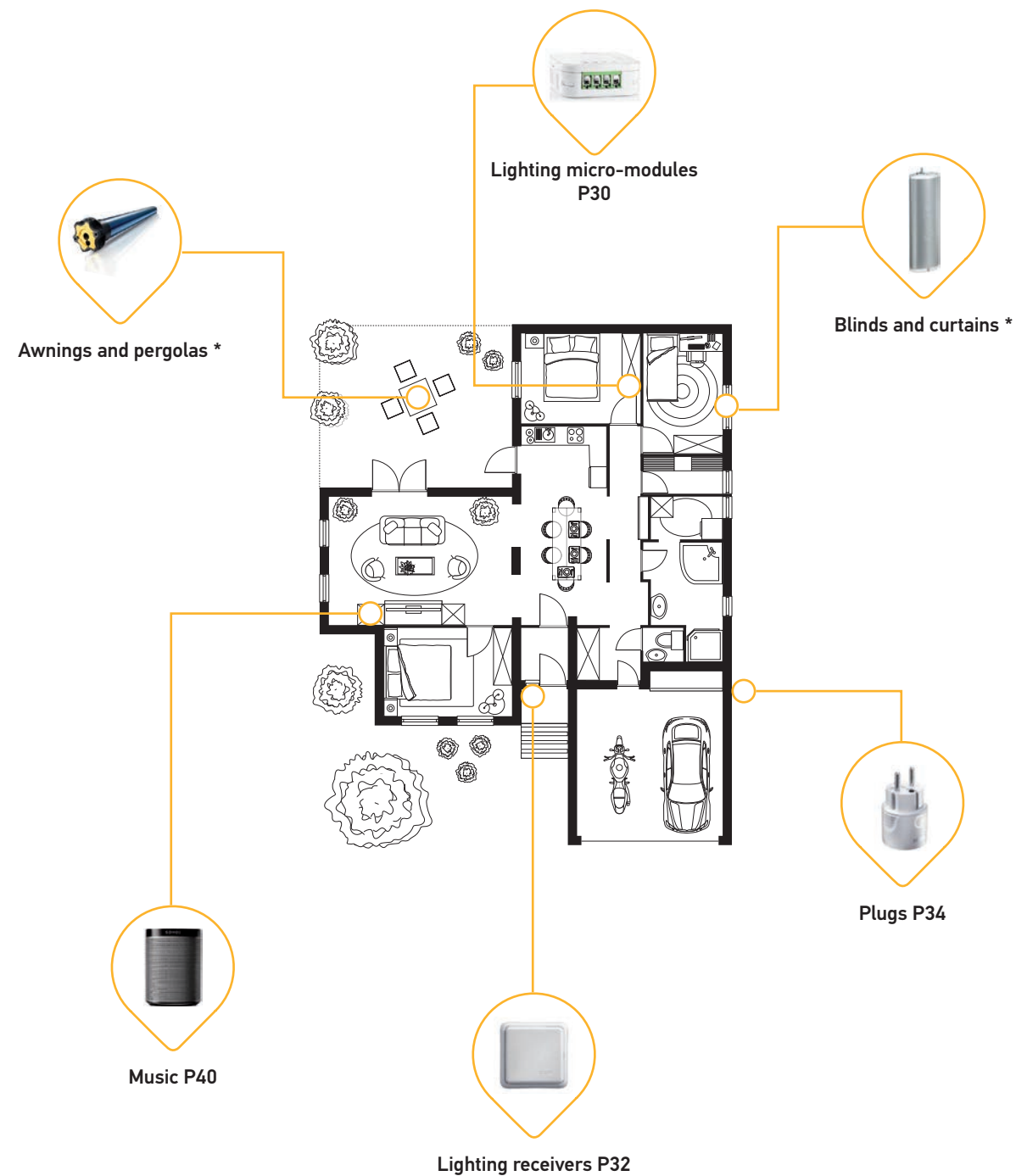
Needs the Enocean dongle
to work with TaHoma

Pro Ref : 1 824 033

(Only position status on TaHoma,
no handle control possible)



Home Ambiance



* Somfy compatibilities not presented in this guide

Why?

01 Centralize your lights

In one touch on your smartphone, turn ON or OFF your lights.

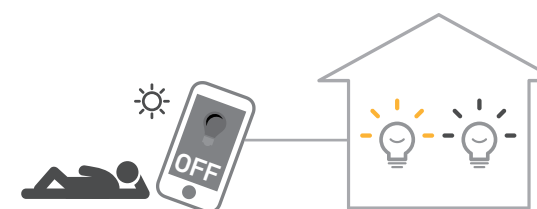


02 Create your lighting ambiance

Configure your preferred lighting moods to suit to your life moments.

03 Simulate your presence

When you are away, simulate your presence by switching on some lamps at different moments of the day.



04 Save energy

Make sure your lights are properly turned off when you are not at home.

somfy®

Lighting micro-modules

Installed behind your regular lighting switch.
The integrated and invisible solution to control your lights with your smartphone.



Izmo ON-OFF Receiver io
Pro Ref :
1822649 F/CE/NE/SE
1822650 MEA/EE
Dimensions : 43*43*16 mm
Pmax : 2000W - 10A
For all kind of bulbs (incl. LED)
Warranty : 5 years



RTS On-Off Micro Module
Pro Ref : 1811251
SC Ref : 2 401 161
Dimensions : 42*43*16 mm
Pmax : 6 to 200 W
For incandescent and LED
Warranty : 2 years



Zwave On-Off Micro Module
Pro Ref : 1 822 487
Dimensions : 42*43*16 mm
Pmax : 2500W resistive / LED 300W /
Incandescent 1200W
Warranty : 2 years

Requires the Zwave USB dongle
to be used with TaHoma 1 822 492



Zwave Dimming Micro Module
Pro ref : 1 822 488
Dimensions : 42*43*16 mm
Pmax : 6 to 200 W for incandescent and LED
Warranty : 2 years

Requires the Zwave USB dongle
to be used with TaHoma 1 822 492



TaHoma®



Switch on the lights when coming home in the evening and switch them off when leaving home in the morning.

somfy®

Lighting receivers

To upgrade and control your regular lights (indoor and outdoor) with TaHoma or Connexoon.



RTS Lighting indoor receiver


Pro Ref : 1 810 165
Dimensions : 80*80*45mm
Pmax : 500W

OUTDOOR RECEIVERS



RTS Lighting waterproof receiver

Pro Ref : 1 810 628
Dimensions : 110*110*40mm
Pmax : 500W



RTS slim lighting receiver

Pro Ref : 1 822 215
Dimensions : 110*30*31mm
Pmax : 500W



White / RGB / Tunable white receiver io

Pro Ref : 18226 03/04/05/11/12/13



To welcome friends coming for diner, launch the scenario «night» to light up your entrance from your smartphone. You can even ask Amazon Alexa to do it!

somfy®

Plugs

With a plug you can control lamps, dim their brightness, or switch on and off other electric devices.*

TaHoma®
COMPATIBLE

CONNEXOON
WINDOW

CONNEXOON
ACCESS

CONNEXOON
TERRASSE



io On-Off Plug
Pro Ref : 1 822 617 E-Type
1 822 618 F-Type

TaHoma®
COMPATIBLE

CONNEXOON
WINDOW

CONNEXOON
ACCESS



RTS On-Off Plug
SC Ref : 2 401 363 E-type
SC Ref : 2 401 150 F-type

TaHoma®
COMPATIBLE

CONNEXOON
WINDOW

CONNEXOON
ACCESS



RTS Outdoor Plug
SC Ref : 2 401 093 E-type

TaHoma®
COMPATIBLE



Zwave On-Off plug
Pro Ref : 1 822 483 E-type
Pro ref : 1 822 484 F-type
Requires the Zwave USB dongle
to be used with TaHoma 1 822 492

TaHoma®
COMPATIBLE



Zwave Dimming Plug
Pro Ref : 1 822 485 E-type
Pro ref : 1 822 486 F-type
Requires the Zwave USB dongle
to be used with TaHoma 1 822 492

* Depending on maximal specifications



Philips Hue lights



Philips hue Phoenix
Ref : 31154/31/PH



Philips hue Iris
Ref : 71999/60/PH



Philips hue Go
Ref : 71460/60/PH



Philips hue White and Color Bulb
Ref : 8718696592984



Philips hue White Bulb
Ref : 8718696548738



Philips hue White
and Color Lightstrips
Ref : 71901/55/PH

Lights to be used with a Philips hue bridge



Philips hue Bridge
Ref : 8718696511800



Céliane™ with Netatmo



Céliane™ with Netatmo starting kit
Ref : 0 676 28



Céliane™ with Netatmo socket outlet
Ref : 0 677 25



Céliane™ with Netatmo home/away switch
Ref : 0 648 72



Céliane™ with Netatmo light switch
Ref : 0 677 21



Céliane™ with Netatmo ON/OFF micro-module
Ref : 0 648 88

All these products need to be used
with a Céliane with Netatmo hub



Home Ambiance

SONOS

TaHoma[®]
COMPATIBLE

Connected Speakers



Sonos Play:1



Sonos Play:3



Sonos Playbase



Sonos Play:5



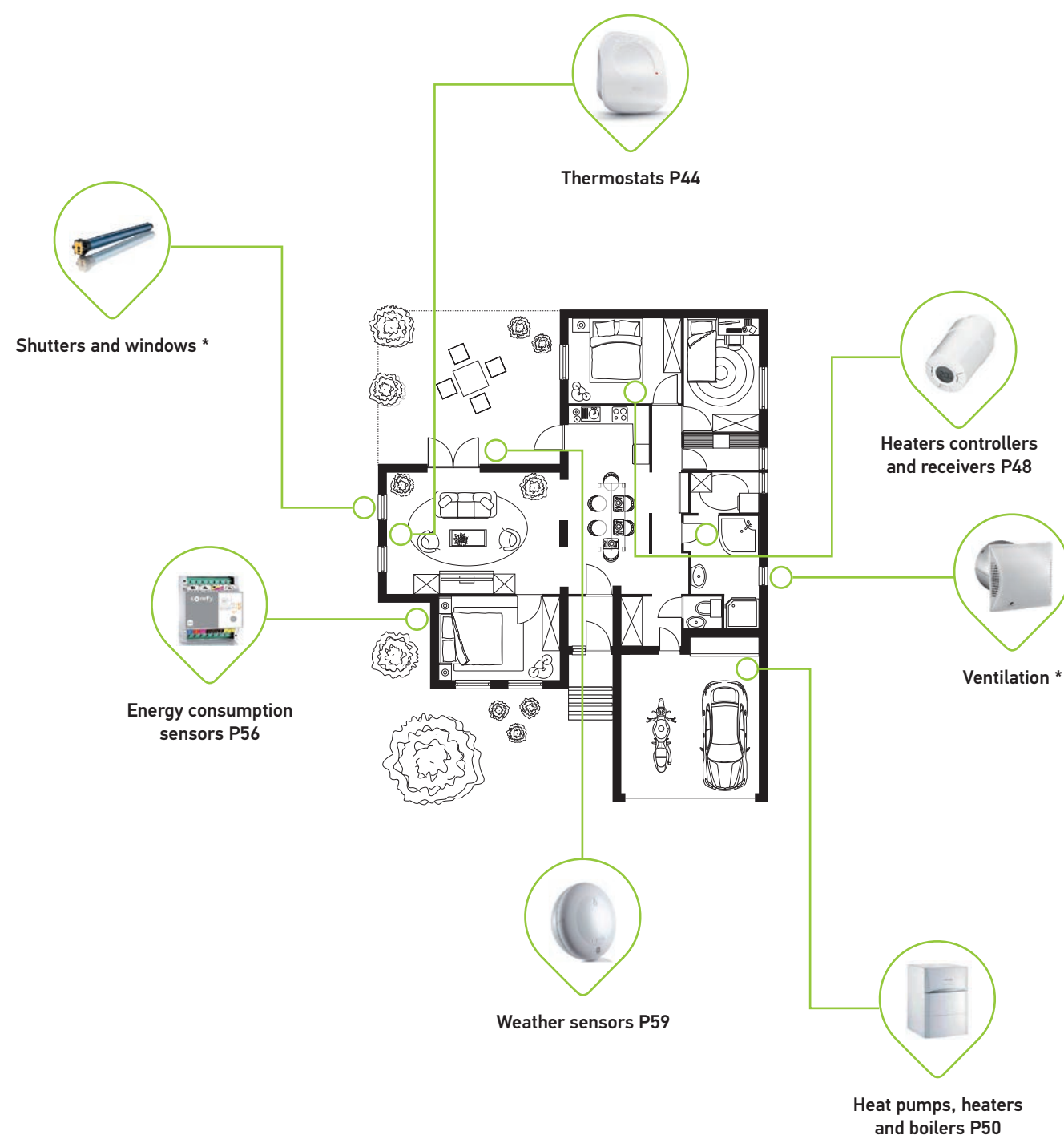
Sonos Sub



Sonos Playbar



Home Climate



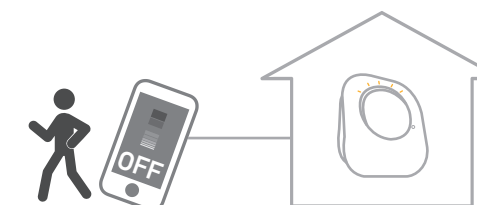
* Somfy & Velux compatibilities not presented in this guide

Why?

01

Connect heating to your daily routine

Have your heating switch to away mode when you leave home and turn it on again before you come back in the evening. All in one click!



02

Save energy combining your heating with shutters

Is it cold outside? TaHoma closes automatically your shutters to keep it warm inside.



03

Optimize your comfort

Compatible with a large number of heating solutions from Somfy and partners (Atlantic, Hitachi, De Dietrich, Honeywell, Ciat, Danfoss). It's never been so easy to manage your thermic comfort!




somfy®

Thermostats

With TaHoma, connect your home's heating for greater comfort.

TaHoma®
COMPATIBLE



Wired Thermostat
(for boiler)

SC Ref : 2 401 243

Dimensions : 132 x 94 x 20 mm
Power supply : 2 x 1.5V LR06 type

TaHoma®
COMPATIBLE



Radio Thermostat

(for boiler and dry contact heater)


SC Ref : 2 401 242

Dimensions : 132 x 94 x 20 mm
Power supply : 2 x 1.5V LR06 type
Included : Radio Receiver 2401245
Dimensions : 51 x 48 x 28 mm
IP : 44



Requires a Radio Receiver
(for dry contact heater)

TaHoma®
COMPATIBLE



Pilot Wire Thermostat
(for pilot wire heater)

SC Ref : 2 401 244

Dimensions : 132 x 94 x 20 mm
Power supply : 2 x 1.5V LR06 type
Included : Pilot wire receiver 2401246
Dimensions : 51 x 48 x 28 mm
IP : 44



Requires a Pilot Wire Receiver
(for pilot wire heater)

TaHoma®

I leave the office earlier than usual, I can warm up my home before I am back.



somfy®

Connected thermostats

With TaHoma and Somfy thermostats, optimize your comfort and energy savings.



Wired Connected thermostat
(for boiler)

SC Ref : 2 401 498

Dimensions : 132 x 94 x 20 mm
Power supply : 2 x 1.5V LR06 type
2 x 1.5V LR06 type



Requires the thermostat
Gateway (included)



Radio Connected Thermostat
(for boiler and dry contact heater)

SC Ref : 2 401 499

Dimensions : 132 x 94 x 20 mm
Power supply : 2 x 1.5V LR06 type
Included : Radio Receiver



Requires the thermostat
Gateway (included)

somfy® and Partners

Heaters controllers and receivers

Heaters controllers enable you to manage the temperature of your home, acting directly on your heaters.



TaHoma®
COMPATIBLE

CONNEXOON
TERRASSE

Heating slim receiver io

Pro Ref : 1 811 632

somfy®



io Pilot wire heater interface

SC Ref : 2 401 293

Dimensions: 135 x 70 x 22 mm

IP : 24

Warranty: 2 years

somfy® TaHoma®
COMPATIBLE



Zwave Thermostatic valve Danfoss

SC Ref : 1 822 489

Warranty: 2 years

Requires the Zwave USB Dongle to be used with TaHoma.

SC Ref : 1 822 492

Danfoss

TaHoma®
COMPATIBLE

TaHoma®
COMPATIBLE
Honeywell




Honeywell Evohome Thermostat

Offers the possibility to manage a room by room temperature thanks to the Thermostatic Honeywell valve.



TaHoma®



I turn on the «wake up» scenario: blinds and shutters will open and the temperature will raise to the ideal level in my bathroom.

Partners

Heat Pumps

Connect your heat pump to TaHoma to manage the temperature of your home.



Atlantic Alféa Extensa
air / water heat pump



De Dietrich GSHP 2.0 Geothermal
water / water heat pump



De Dietrich HP Inverter Evolution
air / water heat pump



Hitachi YUTAKI
air / water heat pump



Partners

Boilers

Connect your boiler to TaHoma to manage the temperature of your home.



Atlantic Naema
Gas boiler



Atlantic Naia
Gas boiler



De Dietrich Modulens G
Gas boiler



De Dietrich Modulens O
Oil boiler





Partners

Heaters

Connect your heaters to TaHoma to manage the temperature of your home, room by room.



Atlantic CALISSIA



Atlantic MARADJA



Sauter BOLERO



Thermor OVATION





somfy® and Partners

Energy consumption sensors

You can measure your electric energy consumption. Depending on the models, you can either measure the total consumption of your home, or item by item.



**io Energy Consumption
Sensor for heating pump**
Pro Ref : 1 822 455
Dimensions : 85*70*60 mm
IP : 20



**io Energy Consumption
Sensor**
Pro Ref : 1 822 451
Dimensions : 85*70*60 mm
IP : 20



Energy monitoring
Pro Ref : EER39000
Dimensions : 67*90*84 mm

**Schneider
Electric**



Connection module
Pro Ref : EER31800
Dimensions : 67*57*84 mm

**Schneider
Electric**



**Eltako Energy
consumption module**
Pro Ref : 1 822 439
Hauteur : 18 mm
Profondeur : 58 mm

**Eltako
ELECTRONICS**



Requires the EnOcean USB dongle
to be used with TaHoma
SC Ref : 1 824 033



**io Pulse Sensor for water, gaz
and thermal energy measurement**

Pro Ref : 1 822 449
SC Ref : 2 401 223
Dimensions : 110*110*40 mm



Compliant with French RT 2012



TaHoma®



I have the possibility to monitor in real time the energy consumption of my home.

somfy®

Weather Sensors

Weather sensors give you information about the level of brightness, sun and temperature.



io Temperature Sensor
Pro Ref : 1 822 303
SC Ref : 2 401 220
 Dimensions : 78*78*37
 Power supply : 2X LR06(AA) 1,5V



io Outdoor sun sensor
Pro Ref : 1 818 285
SC Ref : 2 401 219
 Dimensions : 78*78*37
 Power supply : 2X LR06(AA) 1,5V



Ondeis io (via Eolis io)
Pro Ref : 9016345
 Rain sensor capacitive 230v Ac



*And many more
possibilities!*



About Somfy

Somfy's leading smart management solutions for homes and buildings have been improving people's daily lives for over 50 years. Developed with comfort, ease of use, security and sustainability in mind, our innovations automate and connect rolling shutters, curtains and blinds, gates and garage doors, lighting and heating, alarms systems and more. We are committed to creating useful solutions that are accessible to all, designed for today and beyond.

Somfy Activités SA

50 avenue du Nouveau Monde
BP 152 - 74307 Cluses Cedex
France

T +33 (0)4 50 96 70 00

F +33 (0)4 50 96 71 89

www.somfy.com

A BRAND OF **SOMFY** GROUP

somfy®